

feelspo^t

WIFI WATERPROOF SOCKET USER GUIDE

Parameter:
Model: Feelspot FS-WSK02WE
Rated Voltage: 90V-250V AC
Max. Current: 16A/Gang
Wireless Standard: Wi-Fi 2.4Ghz
Material: PC

1. Install Smart Life App into smart phone or tablet device. Or scan the QR code, download and install into smart phone or tablet device.



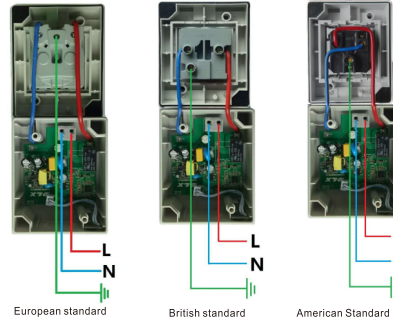
Smart Life app Download QR Code



Alexa & Google home
Tutorial

FAQ

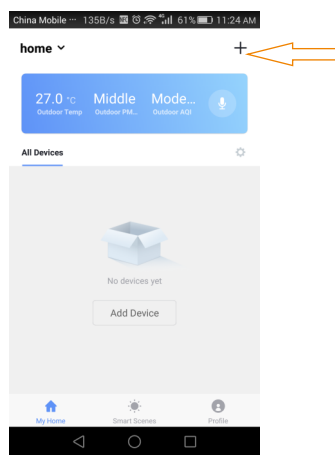
2. Power up
ON/OFF operating principle
The connected appliances work/stop through live wire power on/off
Lights wiring instruction



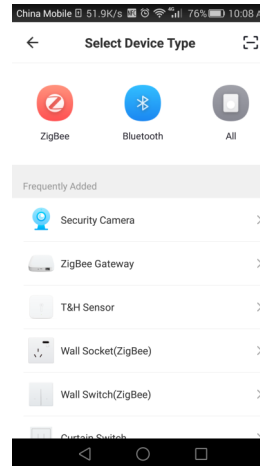
3. Cut off the power.
Use screw driver to open the front cover. Connect the wires correctly.
Install and power it up.



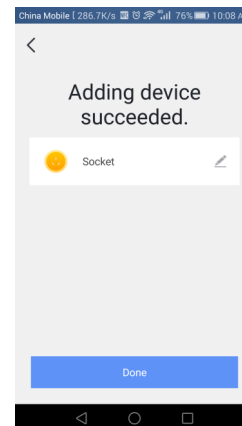
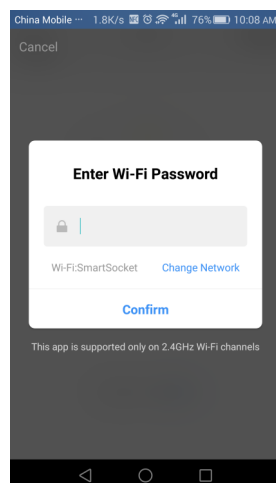
4. Set up
Press and hold button for about 10 seconds until the WIFI LED rapidly flashes.



Click "All" and choose your device



Input your WiFi SSID
and password.



When the blue light keeps on,
the device is online.
Start to control now!